







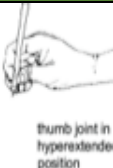





Pencil control and grip Progress Curriculum Model FS1 and FS2

FISTED GRIP	DIGITAL PRONATE GRIP	4 FINGER GRIP HIGH INDEX	HOOKEED WRIST OR EXTENDED WRIST	CROSS THUMB	THUMB TUCK	JOINT OF INDEX FINGER AND THUMB IN A FLEXED POSITION	INDEX FINGER JOINT IN HYPER EXTENDED POSITION	THUMB IN HYPER EXTENDED POSITION	STATIC TRIPOD GRIP 3 FINGER GRASP ALL FINGERS MOVE AS ONE	LATERAL TRIPOD	DYNAMIC TRIPOD GRIP
1-2 YEARS	2-3 YEARS	3-4 YEARS	4-6 YEARS							6-7 YEARS	
 FISTED GRIP 1-2 years old Children often hold their writing tool like a dagger, scribbling using their whole arm.	 DIGITAL PRONATE GRIP 2-3 years old All fingers are holding the writing tool but the wrist is turned so that the palm is facing down towards the page. Movement now comes mostly from the elbow. Children should not worry yet to keep a tripod, vertical and all pencil the	 4 FINGER GRIP 3-4 years old 4 fingers are held on the writing tool. Movement is mostly from the wrist and the hand and fingers move as one. the high index	 hooked wrist	 the cross thumb	 the thumb tuck	 joints of index finger and thumb in a flexed position	 index finger joint in hyperextended position	 thumb joint in hyperextended position	 STATIC TRIPOD GRIP 4-6 years old This is a 3 finger grasp, where the thumb, index finger and middle finger work as one unit.	 the lateral tripod	 DYNAMIC TRIPOD GRIP By 6 or 7 years old Using only 3 fingers to hold the writing tool. This allows child grip to help move the pencil efficiently, accurately.
Pencil is held in the palm. All fingers and thumb are used. Movement is from the shoulder; the arm and the hand move as a unit. Light scribbles are produced with this pencil grip.	All fingers are holding the pencil but the wrist is turned so that the palm is facing down towards the page. Movement comes mostly from the elbow and the shoulder is now stabilized. Horizontal lines, vertical lines and circular lines are able to be copied.	Fingers are held on the pencil shaft opposite the thumb, beginning to form the arc between the thumb and index finger. Movement occurs from the wrist; the hand and fingers move as a whole unit. Zigzag lines, crossed lines and simple humans can be drawn with this grip.	A three-finger grasp, where the thumb, index finger and middle finger work as one unit. Movement is usually from the wrist with this static grasp. A static quadropod grip has a fourth finger involved. Triangles, circles and squares can be copied with this grip.							Pencil is held in a stable position between the thumb, index and middle finger. The ring and little fingers are bent and rest comfortably on the table. The index finger and thumb form an open space. Movement comes from the fingertips. This is the ideal grip to move the pencil efficiently, accurately and for letter formation practice.	



West Ashton Primary School

Shooting Stars Class Progressive Curriculum Map

Respect

Resourcefulness

Resilience

Justice

Trust

Generosity

Courage

Forgiveness

Friendship